

Brand representative

# SATA® Impact Socket



- Impact sockets are for air tool usage
- Usually used to remove nut/bolts on the wheels of the car



# Set & Drive Tool SATA®

## 12PC. 1/2"DR. IMPACT SOCKET SET (S.A.E.)

PART NO.	CONTENT		G.W.(kg)
09008	12PC.	12	26.8

DESCRIPTION:  
10 - 6pt. S.A.E. Sockets  
7/16", 1/2", 9/16", 5/8", 11/16",  
3/4", 13/16", 7/8", 15/16", 1"  
1 - Impact Universal Joint  
1 - Impact Extension Bar 5"



## 12PC. 1/2"DR. IMPACT SOCKET SET (METRIC)

PART NO.	CONTENT		G.W.(kg)
09009	12PC.	12	25.7

DESCRIPTION:  
10 - 6pt. Metric Sockets  
10, 11, 13, 14, 17, 19,  
21, 22, 23, 24MM  
1 - Impact Universal Joint  
1 - Impact Extension Bar 5"



## 1/4" DR. IMPACT ADAPTER

**New**

PART NO.	SIZE INCH			G.W. (kg)
34714	1/4" F X 3/8" M	20	240	5.0



## ANSI B107.2

DIN 3129

## 3/8" DR. 6PT. IMPACT SOCKET (METRIC)

PART NO.	SIZE MM			G.W. (kg)
34201	6	6	84	3.9
34202	7	6	84	3.9
34203	8	6	84	3.9
34204	9	6	84	3.9
34205	10	6	84	3.9
34206	11	6	84	3.9
34207	12	6	84	3.9
34208	13	6	84	4.0
34209	14	6	84	4.7
34210	15	6	172	5.1
34211	16	6	172	6.0
34212	17	6	172	6.5
34213	18	6	180	17.2
34214	19	6	180	18.2





## ANSI B107.2

DIN 3129

Distributed with the consent of Leong Hing SDN BHD.

3/8" DR. 6PT. IMPACT DEEP SOCKET (METRIC)



PART NO.	SIZE MM			G.W. (kg)
34101	7	6	72	13.1
34102	8	6	72	13.2
34103	9	6	72	13.1
34104	10	6	72	13.1
34105	11	6	72	12.6
34106	12	6	72	12.9
34107	13	6	72	15.2
34108	14	6	72	16.1
34109	15	6	72	9.8
34110	16	6	72	10.0
34111	17	6	72	13.1
34112	18	6	90	17.0
34113	19	6	90	18.3



ANSI B107.2

DIN 3129

3/8" DR. IMPACT EXTENSION BAR

PART NO.	SIZE INCH	L MM			G.W. (kg)
32901	3"	75	6	72	10.0
34701	3"	75	12	180	14.6
34702	6"	150	6	90	14.2



ANSI B107.2

3/8" DR. IMPACT UNIVERSAL JOINT

PART NO.	L MM			G.W. (kg)
32902	52	6	72	6.4



ANSI B107.2

3/8" DR. IMPACT ADAPTER New



PART NO.	SIZE INCH			G.W. (kg)
34715	3/8" F X 1/2" M	20	240	15.2



ANSI B107.2

DIN 3129



1/2" DR. 6PT. IMPACT SOCKET (S.A.E.)

PART NO.	SIZE INCH			G.W. (kg)
33101	7/16"	6	72	7.0
33102	1/2"	6	72	7.8
33103	9/16"	6	72	7.9
33104	5/8"	6	72	7.7
33105	11/16"	6	72	9.8
33106	3/4"	4	48	8.4
33107	13/16"	4	48	9.6
33108	7/8"	4	120	26.1
33109	15/16"	4	120	28.6
33110	1"	4	120	31.5



ANSI B107.2

1/2" DR. 6PT. IMPACT SOCKET (METRIC)



PART NO.	SIZE MM			G.W. (kg)
34303	10	6	72	7.7
34304	11	6	72	7.8
34305	12	6	72	7.8
34306	13	6	72	7.9
34307	14	6	72	7.9
34308	15	6	72	7.9
34309	16	6	72	7.9
34310	17	6	72	8.2
34311	18	4	48	8.5
34312	19	4	48	8.7
34314	21	4	48	9.2
34315	22	4	48	10.4
34316	23	4	120	25.4
34317	24	4	120	11.9
34320	27	4	120	21.7
34322	29	2	24	5.1
34323	30	2	24	5.7
34325	32	2	24	6.1



ANSI B107.2

DIN 3129

1/2" DR. 6PT. DEEP IMPACT SOCKET (METRIC)



PART NO.	SIZE MM			G.W. (kg)
34403	10	6	72	13.7
34404	11	6	72	14.2
34405	12	6	72	13.8
34406	13	6	72	13.6
34407	14	6	72	13.6
34408	15	6	72	13.1
34409	16	6	72	12.1
34410	17	6	72	14.8
34411	18	6	90	21.9
34412	19	4	48	12.4
34414	21	4	48	13.0
34415	22	4	48	14.8
34417	24	4	60	20.8
34419	26	4	60	21.4
34420	27	4	60	22.7
34422	29	2	24	10.3
34423	30	2	24	11.2
34425	32	2	24	11.5



ANSI B107.2

DIN 3129

1/2" DR. IMPACT EXTENSION BAR

PART NO.	SIZE INCH	L MM			G.W. (kg)
33911	3"	75	6	48	13.2
34703	5"	125	6	84	19.7
34704	6"	150	6	54	18.0
34705	10"	250	6	36	16.0
34706	12"	300	6	36	16.0



ANSI B107.2

1/2" DR. IMPACT UNIVERSAL JOINT **New**

PART NO.	SIZE INCH			G.W. (kg)
34719	1/2" F X 1/2" M	6	90	16.0



ANSI B107.2

1/2" DR. IMPACT ADAPTER **New**



PART NO.	SIZE INCH			G.W. (kg)
34716	1/2" F X 3/8" M	20	240	16.7
34717	1/2" F X 3/4" M	12	72	12.5



ANSI B107.2



DIN 3129

3/4" DR. IMPACT SOCKET (METRIC) **New**

PART NO.	SIZE MM			G.W. (kg)
34505	17	6	72	15.0
34506	18	6	72	16.5
34507	19	6	72	17.5
34508	20	6	72	17.5
34509	21	6	72	8.2
34510	22	6	72	19.0
34511	23	6	60	18.5
34512	24	6	72	19.0
34513	25	6	72	18.6
34514	26	6	72	17.5
34515	27	6	60	17.8
34516	28	6	60	17.2
34517	29	6	48	15.7
34518	30	6	48	17.8





3/4" DR. IMPACT SOCKET (METRIC) - CON'D.

PART NO.	SIZE MM			G.W. (kg)
34519	31	6	48	19.0
34520	32	6	36	16.0
34521	33	6	36	17.0
34522	34	6	36	17.5
34523	35	6	36	17.0
34524	36	6	36	19.0
34525	37	6	36	20.0
34526	38	6	36	20.1
34527	39	6	36	18.0
34528	40	6	30	19.0
34529	41	6	30	18.1
34530	42	1	30	19.3
34531	43	1	30	19.8
34532	44	1	28	18.9
34533	45	1	28	19.7
34534	46	1	18	14.0
34535	47	1	18	14.0
34536	48	1	18	16.0
34537	49	1	18	15.3
34538	50	1	18	19.0
34540	52	1	14	17.3
34542	54	1	14	17.8
34543	55	1	14	18.9
34544	56	1	14	18.9
34545	57	1	14	19.7
34546	58	1	14	19.7
34547	59	1	14	17.3
34548	60	1	12	17.9
34549	63	1	12	17.7
34550	65	1	12	20.3
34551	67	1	12	20.0



ANSI B107.2 DIN 3129

3/4" DR. DEEP IMPACT SOCKET (METRIC) **New**

PART NO.	SIZE MM			G.W. (kg)
34605	17	1	32	19.5
34606	18	1	32	16.0
34607	19	1	32	20.0
34608	20	1	32	17.6
34609	21	1	28	20.3
34610	22	1	28	18.9
34611	23	1	28	18.1
34612	24	1	32	20.0
34613	25	1	28	19.7
34614	26	1	28	18.6
34615	27	1	32	20.0
34616	28	1	28	18.3
34617	29	1	28	19.2
34618	30	1	28	19.2
34619	31	1	24	17.8
34620	32	1	24	18.5
34621	33	1	24	19.0
34622	34	1	24	19.8
34623	35	1	18	15.5
34624	36	1	18	16.0
34625	37	1	18	16.5
34626	38	1	18	17.0
34628	40	1	18	17.5
34629	41	1	18	17.9
34630	42	1	18	18.4
34631	43	1	18	19.0
34632	44	1	18	19.5
34633	45	1	18	20.0
34634	46	1	16	18.3
34635	47	1	16	18.8
34636	48	1	16	19.2
34637	49	1	16	19.7
34638	50	1	16	20.1
34640	55	1	16	20.6





ANSI B107.2 DIN 3129

Distributed with the consent of Leong Hing SDN BHD.



3/4" DR. IMPACT EXTENSION BAR

PART NO.	SIZE INCH	L MM			G.W. (kg)
34707	3-1/2"	87.5	4	24	12.3
34708	4"	100	3	24	12.3
34709	6"	150	2	18	14.0
34710	7"	175	2	18	15.7
34711	8"	200	1	18	18.4
34712	10"	250	1	10	12.7



ANSI B107.2

3/4" DR. IMPACT UNIVERSAL JOINT

PART NO.	SIZE INCH			G.W. (kg)
34720	3/4" F X 3/4" M	6	24	17.4



ANSI B107.2

3/4" DR. IMPACT ADAPTER **New**



PART NO.	SIZE INCH			G.W. (kg)
34718	3/4" F X 1/2" M	12	48	17.7
34721	3/4" F X 1" M	6	24	18.7



ANSI B107.2

DIN 3129



1" DR. IMPACT SOCKET (METRIC) **New**

PART NO.	SIZE MM			G.W. (kg)
34805	17	6	36	19.0
34806	18	6	36	19.0
34807	19	6	36	19.0
34808	20	6	36	19.0
34809	21	6	36	19.0
34810	22	6	36	19.0
34811	23	6	36	19.4
34812	24	6	36	19.4
34813	25	6	36	19.7
34814	26	6	30	17.2
34815	27	6	30	17.2
34816	28	6	30	17.8
34817	29	4	24	24.8
34818	30	4	24	25.5
34819	31	4	24	21.4
34820	32	4	24	21.7
34821	33	4	24	21.4
34822	34	4	24	22.3
34823	35	4	24	18.3
34824	36	4	24	19.0
34825	37	4	24	19.7
34826	38	4	20	17.0
34827	39	4	20	17.0
34828	40	4	20	17.0



Brand representative

1" DR. IMPACT SOCKET (METRIC) - CON'D.



PART NO.	SIZE MM			G.W. (kg)
34829	41	4	20	17.6
34830	42	4	20	19.0
34831	43	4	16	15.6
34832	44	4	16	15.7
34833	45	4	16	16.7
34834	46	4	16	18.3
34835	47	4	16	18.6
34836	48	4	12	15.4
34837	49	4	12	15.9
34838	50	4	12	15.9
34839	51	2	12	15.4
34840	52	2	12	16.6
34841	53	2	12	17.8
34842	54	2	12	19.6
34843	55	2	10	17.0
34844	56	2	10	18.0
34845	57	2	10	18.3
34846	58	1	8	15.0
34847	59	1	8	15.2
34848	60	1	8	15.2
34849	63	1	8	16.6
34850	65	1	8	17.0
34851	67	1	8	18.6
34852	68	1	8	19.0
34853	69	1	8	19.4



ANSI B107.2

DIN 3129

1" DR. DEEP IMPACT SOCKET (METRIC) **New**

PART NO.	SIZE MM			G.W. (kg)
34905	17	1	20	17.3
34906	18	1	20	17.6
34907	19	1	20	17.7
34908	20	1	20	17.7
34909	21	1	20	18.1
34910	22	1	20	18.3
34911	23	1	20	18.3
34912	24	1	20	18.5
34913	25	1	20	18.5
34914	26	1	20	18.5
34915	27	1	20	18.5
34916	28	1	20	18.7
34917	29	1	20	18.7
34918	30	1	20	19.3
34919	31	1	20	19.5
34920	32	1	20	19.5
34921	33	1	20	20.3
34922	34	1	20	19.7
34923	35	1	16	16.1
34924	36	1	16	16.3
34925	37	1	16	16.7
34926	38	1	16	17.1
34928	40	1	16	18.1
34929	41	1	16	18.7
34930	42	1	16	19.0
34931	43	1	16	20.1
34934	46	1	6	9.0
34937	49	1	6	10.8
34938	50	1	6	11.5
34940	55	1	6	12.0



ANSI B107.2

DIN 3129

Distributed with the consent of Leong Hing SDN BHD.