



Brand representative

# SATA® Punches

## 5PC. PUNCH SET

PART NO.	CONTENT			G.W.(kg)
09161	5PC.	20	40	14.5



DESCRIPTION:  
1 - Center Punches (90751)  
1 - Drift Punches (90752)  
1 - Drift Pin (90753)  
1 - Cape Chisels (90754)  
1 - Flat Chisels (90755)

⚠ Nature of this product is subject to wear and tear upon usage.  
Not covered under Lifetime Warranty.



## 6PC. PIN PUNCH SET

**New**

PART NO.	CONTENT			G.W.(kg)
09162	6PC.	6	24	16.5

DESCRIPTION:  
2mm, 3mm, 4mm, 5mm, 6mm, 8mm

⚠ Nature of this product is subject to wear and tear upon usage.  
Not covered under Lifetime Warranty.



## 3PC. COLD CHISEL SET

**New**

PART NO.	CONTENT			G.W.(kg)
09163	3PC.	4	8	17.0



DESCRIPTION:  
Flat Chisels 20mm, 22mm, 25mm

⚠ Nature of this product is subject to wear and tear upon usage.  
Not covered under Lifetime Warranty.



## 13PC. PUNCH SET

**New**

PART NO.	CONTENT			G.W.(kg)
09164	13PC.	4	8	11.0

DESCRIPTION:  
2 - Center Punches 4mm, 5mm  
1 - Drift Punches 3mm  
6 - Pin Punches 2mm, 3mm, 4mm, 5mm, 6mm, 8mm  
1 - Cape Chisels 5mm  
3 - Flat Chisels 12mm, 15mm, 18mm

⚠ Nature of this product is subject to wear and tear upon usage.  
Not covered under Lifetime Warranty.





# Punches SATA®

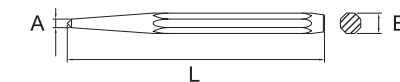
Hammer & Punches

## CENTER PUNCH

**New**



PART NO.	SIZE MM	L MM	A MM	B MM			G.W. (kg)
90751	4	120	4	9.5	10	200	23.0
90762	5	150	5	12	10	120	14.0

⚠ Nature of this product is subject to wear and tear upon usage.  
Not covered under Lifetime Warranty.

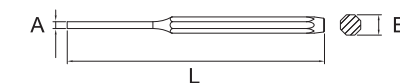


## PIN PUNCH

**New**



PART NO.	SIZE MM	L MM	A MM	B MM			G.W. (kg)
90771	2	150	2	9.5	10	200	12.0
90772	3	150	3	9.5	10	200	12.0
90753	4	150	4	9.5	10	200	25.8
90774	5	150	5	9.5	10	200	13.0
90775	6	150	6	12	10	120	12.5
90776	5	150	5	12	10	120	13.5

⚠ Nature of this product is subject to wear and tear upon usage.  
Not covered under Lifetime Warranty.



## COLD CHISEL

**New**



PART NO.	SIZE MM	L MM	A MM	B MM			G.W. (kg)
90782	15	150	15	12	10	120	16.0
90783	18	175	18	14	10	80	17.0

⚠ Nature of this product is subject to wear and tear upon usage.  
Not covered under Lifetime Warranty.




## COLD CHISEL

**New**

PART NO.	SIZE MM	L MM	A MM	B MM			G.W. (kg)
90784	20	200	20	16	6	48	17.0
90785	22	250	22	20	6	24	16.5
90786	25	300	25	22	4	16	16.0

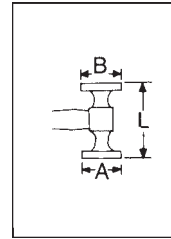
⚠ Nature of this product is subject to wear and tear upon usage.  
Not covered under Lifetime Warranty.



**STANDARD BUMPING**

PART NO.	SIZE Wgt (g)	Overall L (mm)	A (mm)	B (mm)	L (mm)			G.W. (kg)
92101	320	330	41	38	97	6	36	16.4

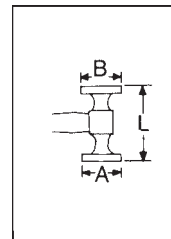
- Flat faces, Polish striking heads & cheeks



**HEAVY SHRINKING**

PART NO.	SIZE Wgt (g)	Overall L (mm)	A (mm)	B (mm)	L (mm)			G.W. (kg)
92102	390	330	48	41	97	6	36	15.6

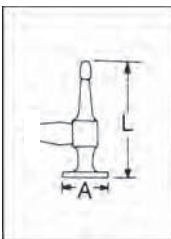
- Flat faces, milled square face, Polish striking heads & cheeks



**CURVED PEIN & FINISHING**

PART NO.	SIZE Wgt (g)	Overall L (mm)	A (mm)	B (mm)	L (mm)			G.W. (kg)
92103	305	330	41	—	140	6	36	16.6

- Flat faces, Polish striking heads & cheeks

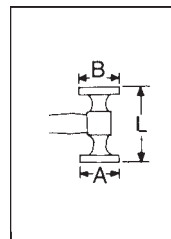


**LIGHT SHRINKING**

PART NO.	SIZE Wgt (g)	Overall L (mm)	A (mm)	B (mm)	L (mm)			G.W. (kg)
92104	320	330	41	38	97	6	36	15.2

- Flat faces, Milled square face, Polish striking heads & cheeks

ASME B107.56-1999

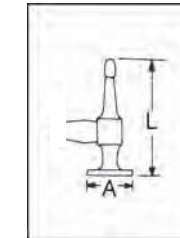


**STRAIGHT PEIN & FINISHING**

PART NO.	SIZE Wgt (g)	Overall L (mm)	A (mm)	B (mm)	L (mm)			G.W. (kg)
92105	305	330	41	—	140	6	36	16.2

- Cross faces, Polish striking heads, Pick head & cheeks

ASME B107.56-1999

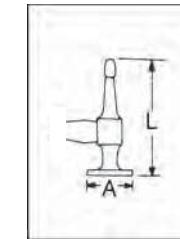


**PICK & FINISHING**

PART NO.	SIZE Wgt (g)	Overall L (mm)	A (mm)	B (mm)	L (mm)			G.W. (kg)
92106	260	330	38	—	137	6	36	15.6

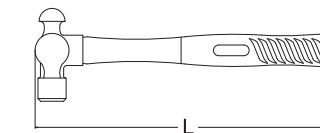
- Cross face, with round point pick head to remove low spots when metal finishing
- Polished striking head, pick head & cheeks

ASME B107.56-1999



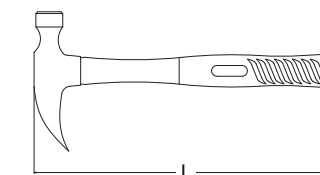
**BALL PEIN - FIBER GLASS**

PART NO.	SIZE Wgt (g)	Overall L (mm)			G.W. (kg)
92302	454 / 16oz	335	2	28	10.7
92303	680 / 24oz	390	2	20	5.1
92304	910 / 32oz	390	2	20	5.8





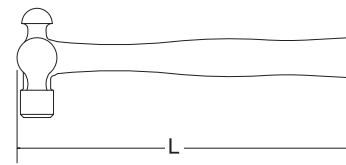
**CLAW - FIBER GLASS**

PART NO.	SIZE Wgt (g)	Overall L (mm)			G.W. (kg)
92306	454 / 16oz	330	2	20	3.9
92307	680 / 24oz	390	2	20	4.9





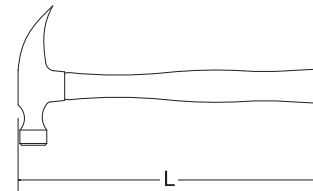
**BALL PEIN - WOOD HANDLE**

PART NO.	SIZE Wgt (g)	OVERALL L (mm)			G.W. (kg)
92312	454 / 16oz	336	6	20	11.7
92313	680 / 24oz	356	4	20	20.4
92314	910 / 32oz	376	4	20	23.4





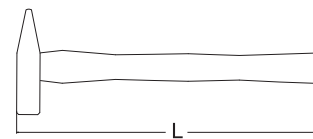
**CLAW - WOOD HANDLE**

PART NO.	SIZE Wgt (g)	OVERALL L (mm)			G.W. (kg)
92322	370 / 13oz	308	6	20	17.0
92323	454 / 16oz	330	6	20	21.0
92324	567 / 20oz	330	6	20	21.0





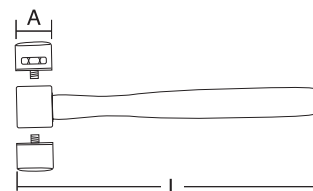
**ENGINEERS - WOOD HANDLE**


PART NO.	SIZE Wgt (g)	OVERALL L (mm)			G.W. (kg)
92401	200	285	4	28	5.5
92402	300	300	4	28	8.1
92403	400	320	2	28	7.8
92404	500	320	2	28	9.1
92405	800	350	2	20	5.0
92406	1000	360	2	20	5.6





**FINISHING - WOOD HANDLE**

PART NO.	A (mm)	OVERALL L (mm)	SIZE Wgt (g)			G.W. (kg)
92501	22	260	160	6	60	6.3
92502	28	300	162	6	36	9.1
92503	35	320	308	6	36	13.6
92504	45	320	454	6	24	13.8
92505	60	385	778	4	16	16.4




 Plastic hammer head is not covered under Lifetime Warranty.



**SOFT PLASTIC HAMMER HEAD**

PART NO.	OUTSIDE DIAMETER (mm)			G.W. (kg)
92521	22	48	288	8.4
92522	28	48	300	12.4
92523	35	24	300	8.2
92524	45	24	192	18.8
92525	60	24	144	21.0




 Nature of this product is subject to wear and tear upon usage. Not covered under Lifetime Warranty.



**HARD PLASTIC HAMMER HEAD**

PART NO.	OUTSIDE DIAMETER (mm)			G.W. (kg)
92531	22	48	288	8.4
92532	28	48	300	12.4
92533	35	24	300	8.2
92534	45	24	192	18.8
92535	60	24	144	21.0



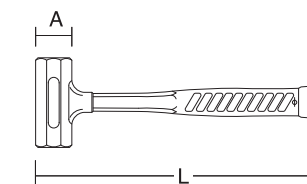
 Nature of this product is subject to wear and tear upon usage. Not covered under Lifetime Warranty.


**DEAD BLOW HAMMER (RUBBER)**

PART NO.	A (mm)	OVERALL L (mm)	SIZE Wgt (g)			G.W. (kg)
92901	35	260	400	6	48	18.4
92902	45	286	520	6	36	20.9
92903	55	350	1050	4	24	26.9
92904	65	370	1500	4	16	24.4



- Synthetic rubber of high and impact resistance
- Cast steel of unit material with excellent hardness and impact-absorbing



 Nature of this product is subject to wear and tear upon usage. Not covered under Lifetime Warranty.